

The challenges of development for mid-size cities

MID-SIZE CITIES IN ITALY

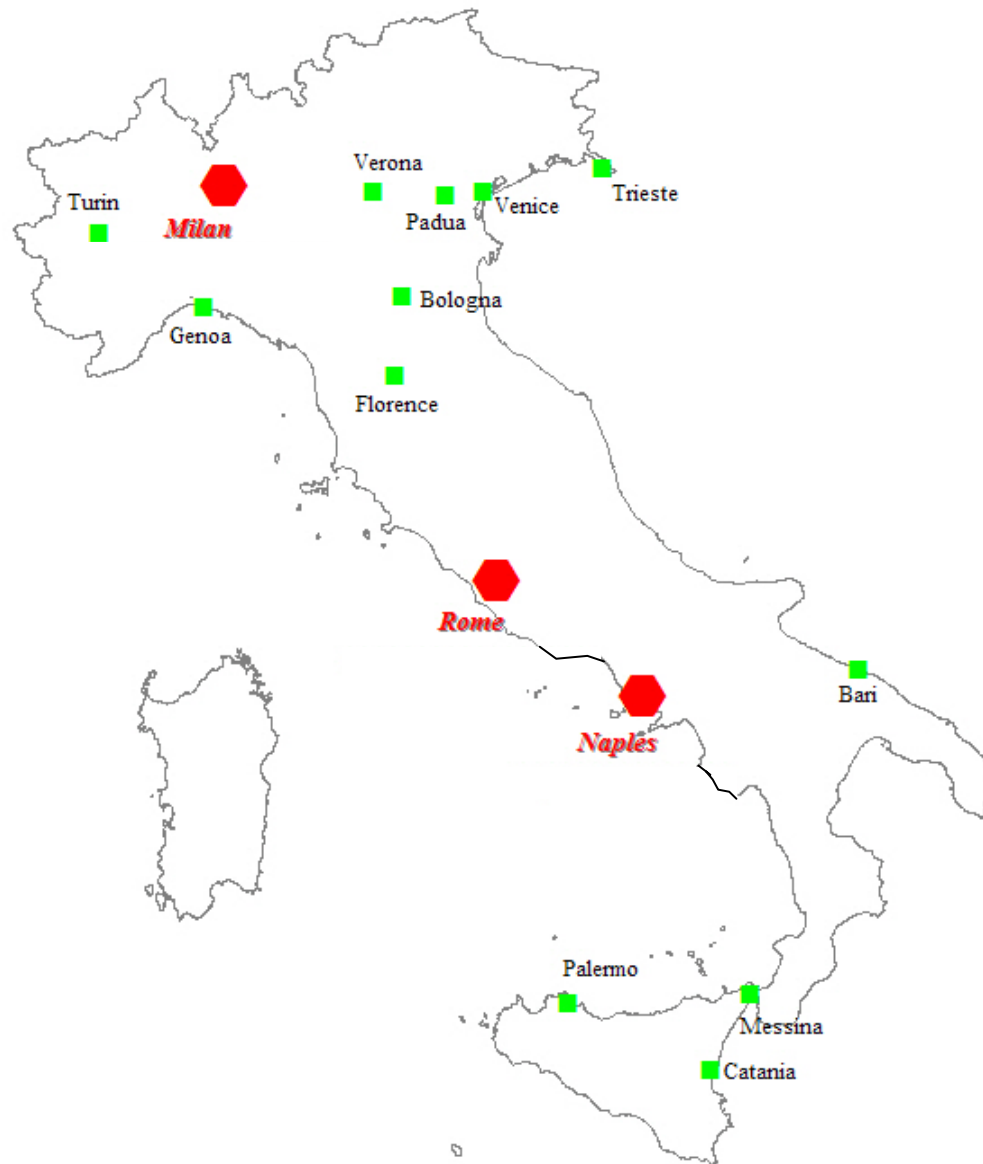
Pierciro Galeone

Bologna, 15 giugno 2009

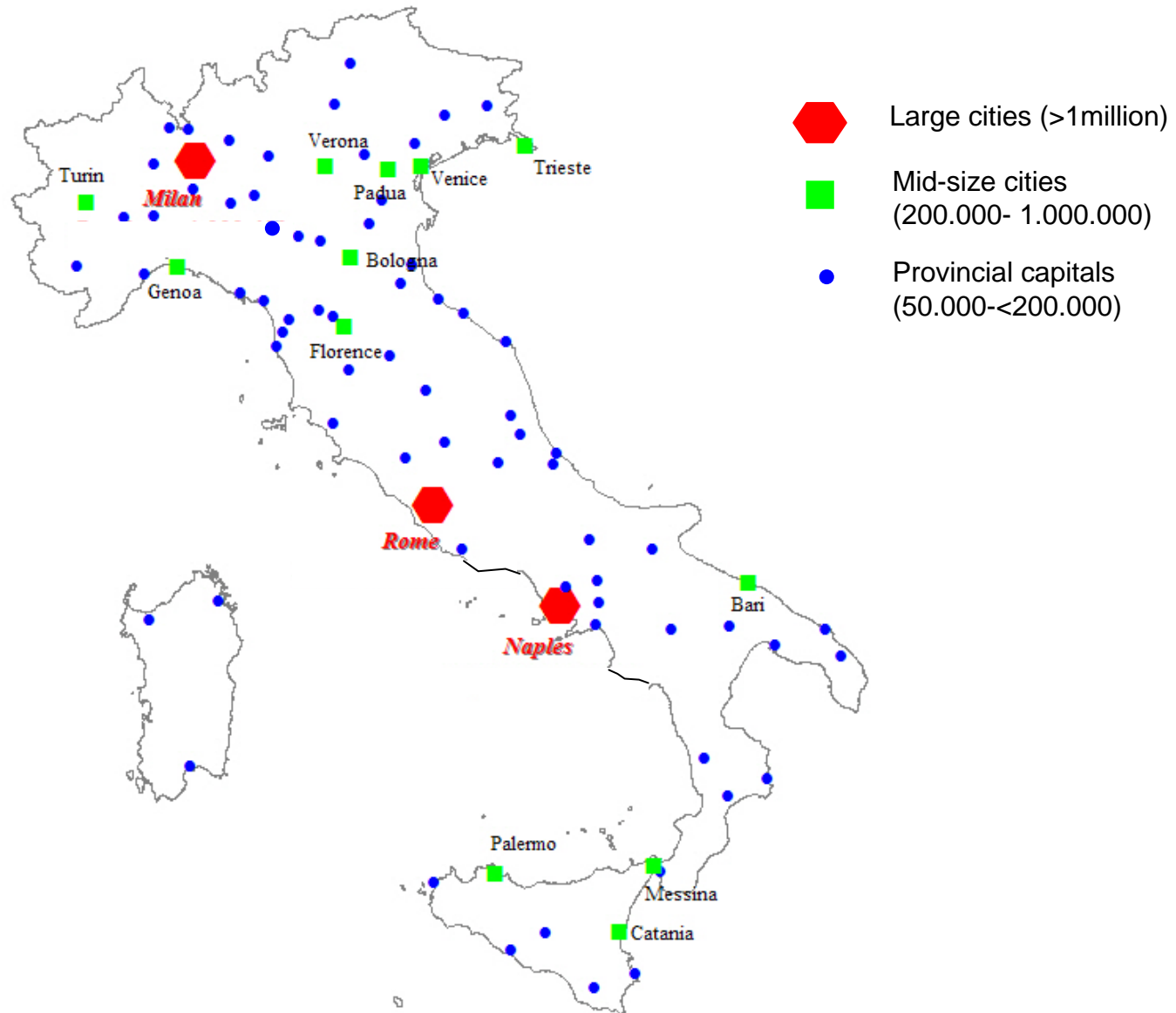
Large cities



Large and Mid-size cities



Large cities, Mid-size cities and Provincial Capitals



Population growth in Large Cities



Large cities	City <i>(LAU 2)</i>	Hinterland <i>(NUTS 3)</i>	Region <i>(NUTS 2)</i>
Rome	7.0%	9.1%	8.1%
Milan	4.2%	5.0%	5.9%
Naples	-3.5%	0.2%	1.5%

Source: Cittalia reworking of National S tatistic Institutes (Istat) data.

Population growth in Mid-size Cities

Mid-size cities	City (LAU 2)	Hinterland (NUTS 3)	Region (NUTS 2)	Trend
Turin	5.4%	4.9%	4.0%	<i>Re-urbanization</i>
Bari	2.4%	2.3%	1.3%	
Verona	3.2%	6.9%	5.6%	<i>Suburbanization</i>
Padua	2.2%	6.1%	5.6%	
Catania	-3.1%	2.2%	1.2%	
Genoa	1.0%	1.2%	2.4%	<i>Counter-urbanization</i>
Venice	-0.2%	3.9%	5.6%	
Trieste	-2.0%	-1.7%	2.6%	
Bologna	-0.2%	4.0%	6.1%	
Florence	3.3%	4.4%	4.6%	
Palermo	-2.9%	0.5%	1.2%	
Messina	-2.1%	-0.8%	1.2%	

Source: Cittalia reworking of National Statistic Institutes (Istat) data.

Percentage of foreign population per head of Italian population



	2008
Large cities	8.3%
Mid-size cities	7.1%
Provincial Capitals	6.5%

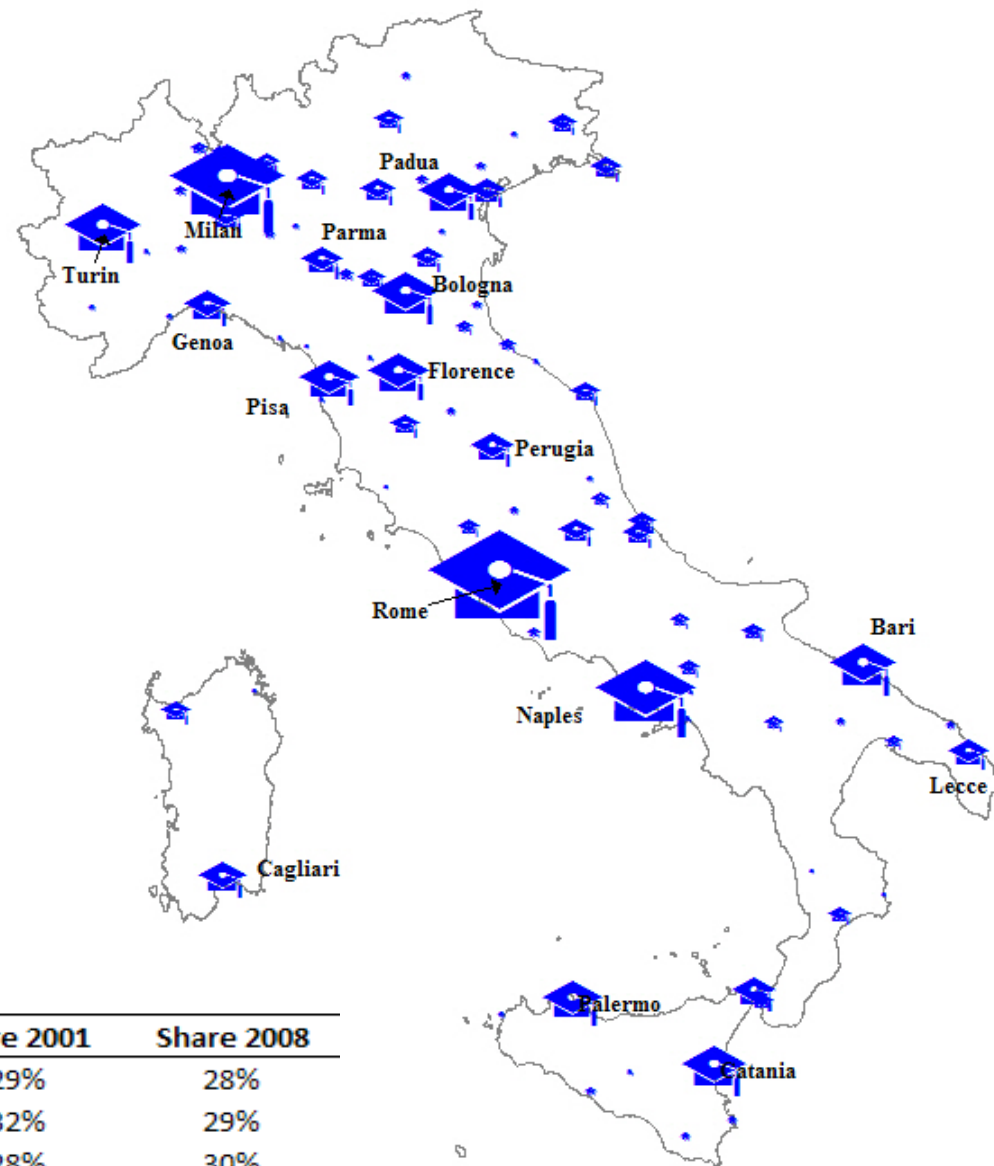
Source: Cittalia reworking of National Statistic Institutes (Istat) data.

Rate of growth of the foreign population

		Growth 03/08
Large cities	Inner city	92%
	Including the hinterland	114%
Mid-size cities	Inner city	102%
	Including the hinterland	116%
Provincial Capitals		129%

Source: Cittalia reworking of National Statistic Institutes (Istat) data.

Distribution of university students



	Share 2001	Share 2008
Large cities	29%	28%
Mid-size cities	32%	29%
Provincial Capitals	28%	30%

Source: Cittalia reworking of Ministry of Education data.